

Children's Services Performance Report – Children Looked After Quarter 4 2018-19



Executive Summary

What's working well?

- Care planning and decision making panels.
- Children's voices are heard and Child's Rights are becoming embedded in everything we do.
- Young people have been involved in decisions about staff recruitment through having a say in recruitment in some Children's Services teams.
- Admission to care prevented for 53 children and young people by the Adolescent Resource Centre during the year.
- Admission to care prevented for children and young people by Rapid Response workers.
- Better addressing parent well-being and improved family planning through the introduction of the Reflect Service that works with parents to support them to make positive changes to their lives to avoid becoming repeat visitors to the family court.
- Achievement of educational outcomes for children looked after with 91.4% (32 / 35) after achieving the Core Subject Indicator at Key Stage 2 (reaching Level 4 in Science, Mathematics and English or Welsh) compared with 56.8% (50 / 88) of all children who need care and support.
- More children supported to remain living with family through an increase in Connected Persons assessments (of connected people / family and friends who wish to foster or be special guardians) undertaken internationally (including China, Albania, Czech Republic, Portugal and Romania).
- Permanence secured for children with 42 adoptions during the year.
- Care leavers are better supported through higher education by the provision of equipment through the St. David's Day grant (19 care leavers in higher education, including 6 new entrants).
- Newly created multi-agency operational safeguarding group in place to ensure closer links between Regional Safeguarding Children's Board and local safeguarding arrangements.
- Maintained low number of children looked after experiencing three or more placements (9.6% for 2018-19 compared with 9.3% for 2017-18).

What are we worried about?

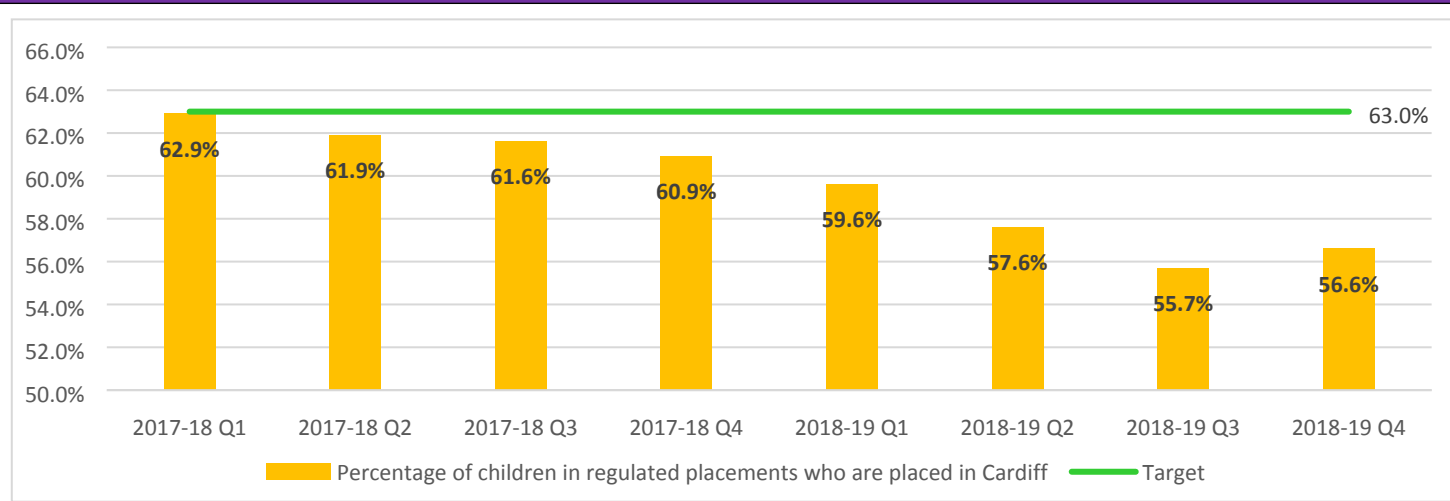
- Low numbers of children looked after returned home from care during the year.
- Lack of appropriate placement provision, scarcity of residential and foster care provision in a timely way to meet the needs of children and young people with more complex needs.
- Numbers of children waiting for adoption 12 months after Placement Order made (56, 31 of which are not yet placed).
- Low number of children looked after registered with a dentist within 3 months of becoming looked after (35% from 60% in 2017-18).
- Reduction in the number of care leavers in education, training and employment 12 months after leaving care (40% from 49% in 2017-18).
- Challenges in Independent Reviewing Officer Service.

What do we need to do?

- Develop a 3 year strategy and implementation plan “Improving outcomes for all our children” and associated work streams to ensure clear vision and actions in place to address all areas of improvement.
- Develop the Commissioning and Market Position Strategy.
- Develop emergency placement options.
- Embed a culture that is strength based, rights based and outcome focused with the child at the centre of all that we do.
- Continue embedding Signs of Safety.
- Identify a member of staff to support the inputting of data in relation to registration with a dentist for children becoming looked after.
- Improvement in relation to care leavers in education, training and employment to follow due to improved infrastructure following transfer into work service.
- Improvement plan for Independent Reviewing Officer Service.

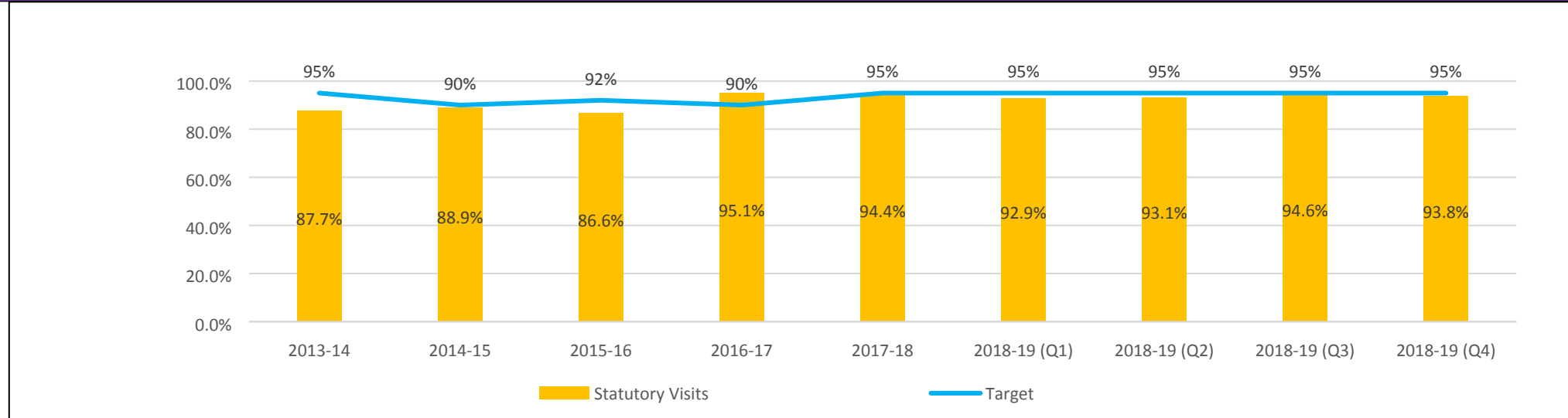
Key Performance Indicators

CS LAC 58 Percentage of children in regulated placements who are placed in Cardiff (Corporate Plan)



CS LAC 58 % of children in regulated placements who are placed in Cardiff = 56.6% (378 / 668) The PI counts only children placed within the LA boundaries and excludes children placed in neighbouring authorities close to their home area and attending Cardiff schools. Please see page 8 for a breakdown of placements.

SCC/025 The percentage of statutory visits to children looked after due in the year that took place in accordance with regulations (Directorate Delivery Plan)



N.B. Quarter 4 2018/19 data is provisional

Children Looked After

What's working well?	What are we worried about?	What do we need to do?
<ul style="list-style-type: none"> • 100% of children looked after allocated to a social worker. • Number of children starting to be looked after during the year has decreased from 328 in 2017-18 to 265 in 2018-19; in part due to preventative measures such as the Adolescent Resource Centre. • Signs of safety is evident in recordings. • We are starting to capture children and young people's positive stories of their experience of care. • Independent Reviewing Officers include a celebration at the end of each review where professionals say something that they admire about the child or young person. • Signs of Safety being used to include child / young person's voice at looked after reviews. 	<ul style="list-style-type: none"> • Processes to step child / young person down from being looked after needs further development. • Reduction in the number of children leaving care during the year from 220 in 2017-18 to 188 in 2018-19. • The high number of children and young people placed out of area. • Lower numbers of kinship carers than we would like, although the number is rising. • Reduction in numbers of Local Authority foster carers during the year. • High numbers of children looked after placed with parents. • Permanency planning for children and young people is under developed. 	<ul style="list-style-type: none"> • Implement the reunification planning • Shift the balance of care by developing a suite of report cards to monitor progress. • Systematically review out of area placements; also a Commissioning and Market Position Strategy is under development which will increase local residential provision. • Review systems in place to ensure all opportunities for family placements are explored. • Continue to implement the plan to increase the number of foster carers recruited • Systematically review placements with parents through creation of a specific team to take forward this work. • Develop robust permanency planning arrangements.

<ul style="list-style-type: none"> Maintained the low number of children looked after experiencing three or more placements during the year (9.6% for 2018-19 compared with 9.3% for 2017-18). 	<ul style="list-style-type: none"> The following are unavailable this quarter: <ul style="list-style-type: none"> % of children looked after reviews held on time (provisional result available) % of statutory visits to children looked after held as required (provisional result available) % of parent / person with PR who were engaged regarding their child's looked after review % of children/ young people who were engaged regarding their looked after review Low numbers of children and young people taking up the offer of Advocacy, although the number of active offers made has increased during the year. Low number of children looked after registered with a dentist within 3 months of becoming looked after (35% from 60% in 2017-18). Reduction in the number of care leavers in education, training and employment 12 months after leaving care (40% from 49% in 2017-18) 	<ul style="list-style-type: none"> Address delays in minutes being completed for children looked after reviews. Develop a clear plan around how we intend to engage with children and young people and their families and how we can support meaningful participation. We can link this into the Child Friendly Cities programme. Implement new process for advocacy active offer referrals whereby the referral is made automatically unless the social worker indicates that the child / young person does not want the referral to be made. Regular monitoring of referrals to ensure improvements are made. Identify a member of staff to support the inputting of data in relation to registration with a dentist for children becoming looked after. Bright Start scheme transferred to Into Work Service – expect improvement in relation to care leavers in education, training and employment to follow due to improved infrastructure.
---	---	---

Key Stats

900 children looked after.

266 starts of being looked after year.

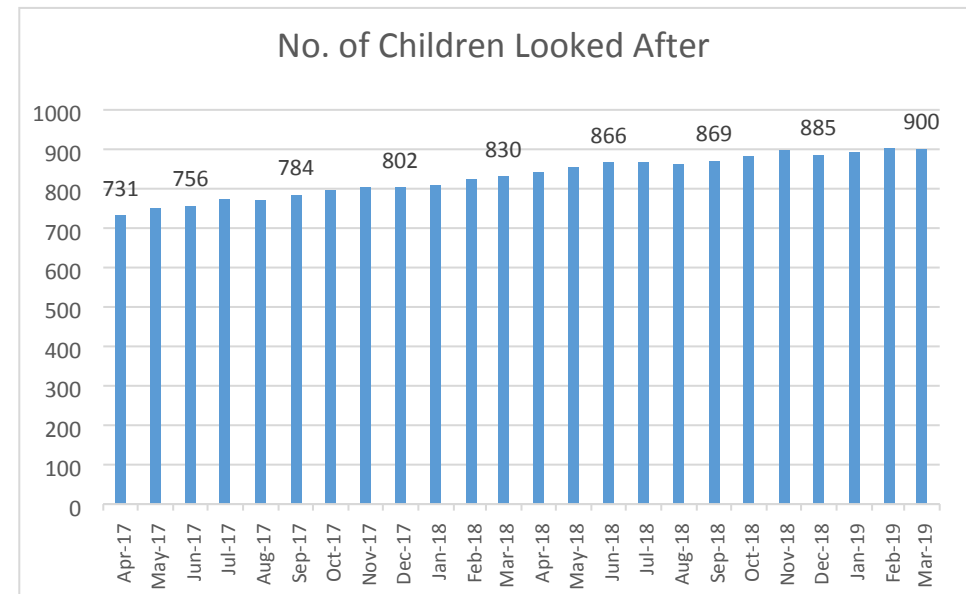
197 ends of being looked after this year.

378 / 668 (56.6%) children looked after in regulated placements are placed within Cardiff.

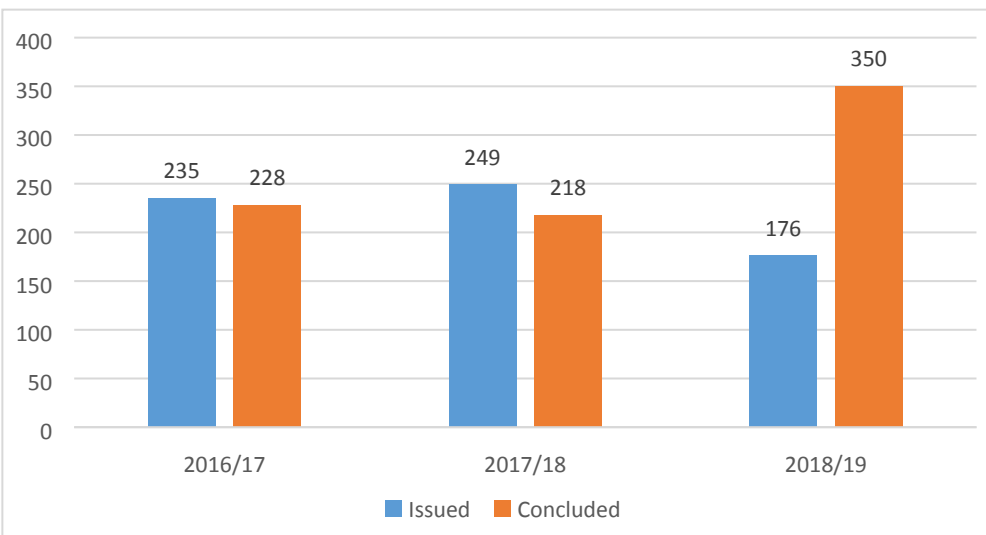
100% of children looked after allocated to a social worker.

Permanence secured for 42 children through adoption, so far this year.

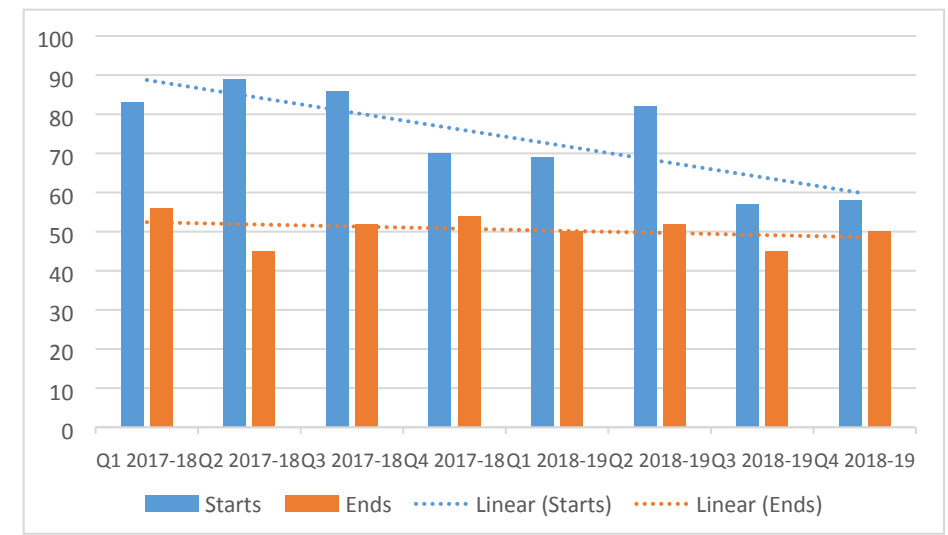
Number of children looked after



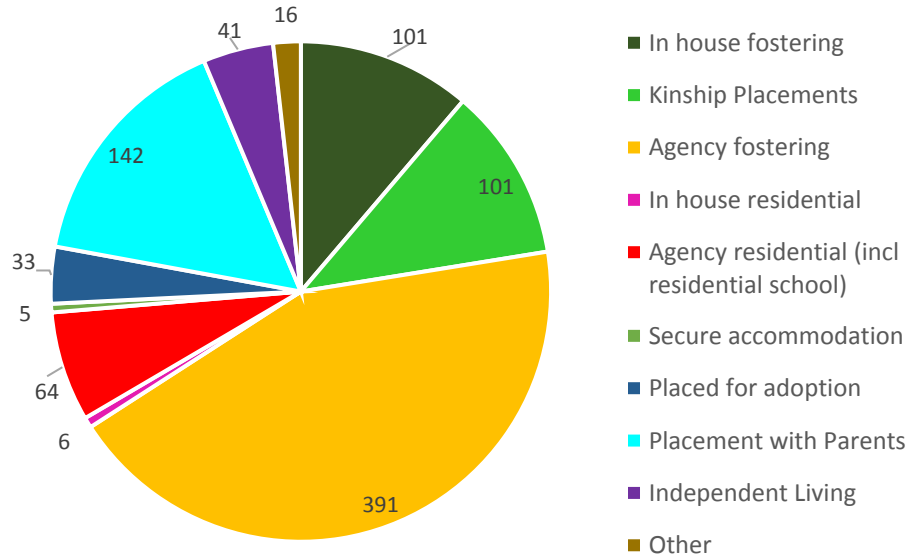
Care Proceedings issued and concluded during year



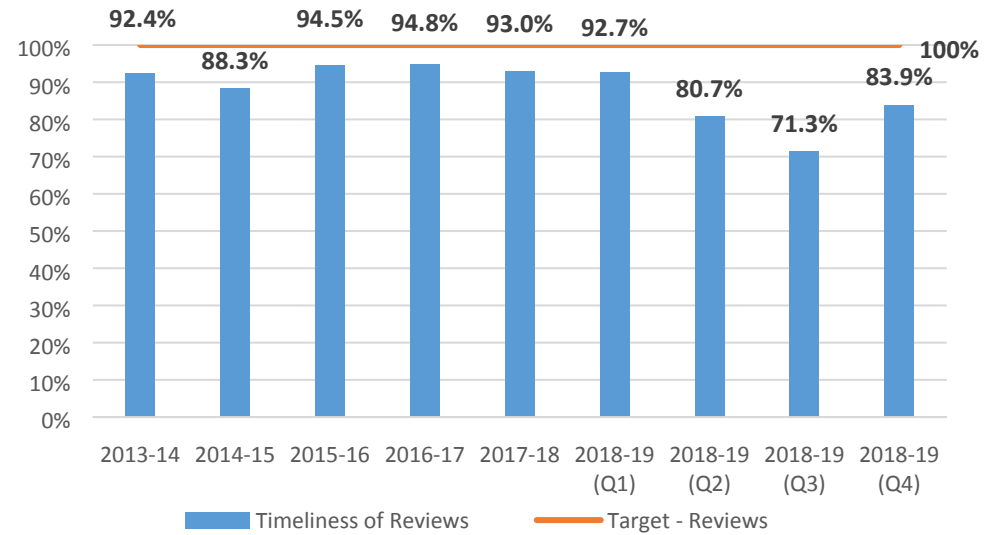
Starts and ends of being looked after



Breakdown of placements by type

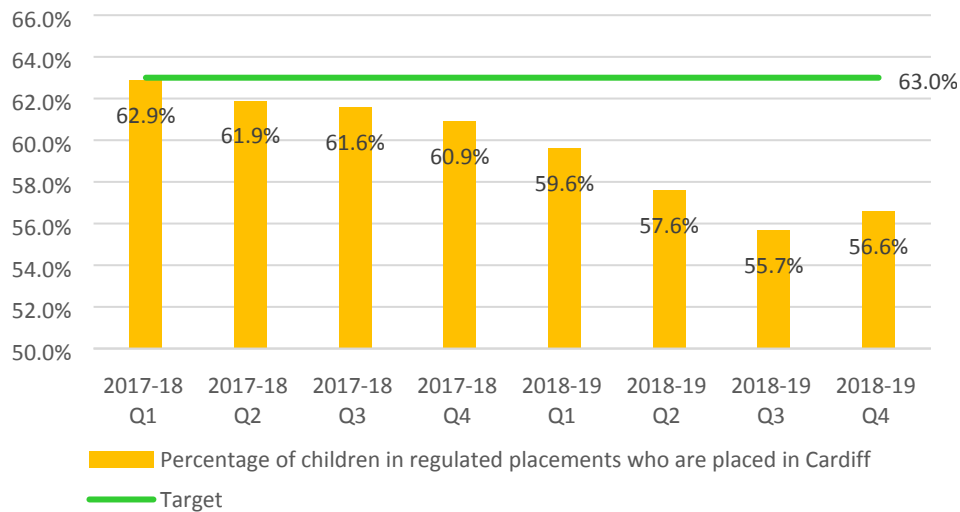


Timeliness of Children Looked After Reviews

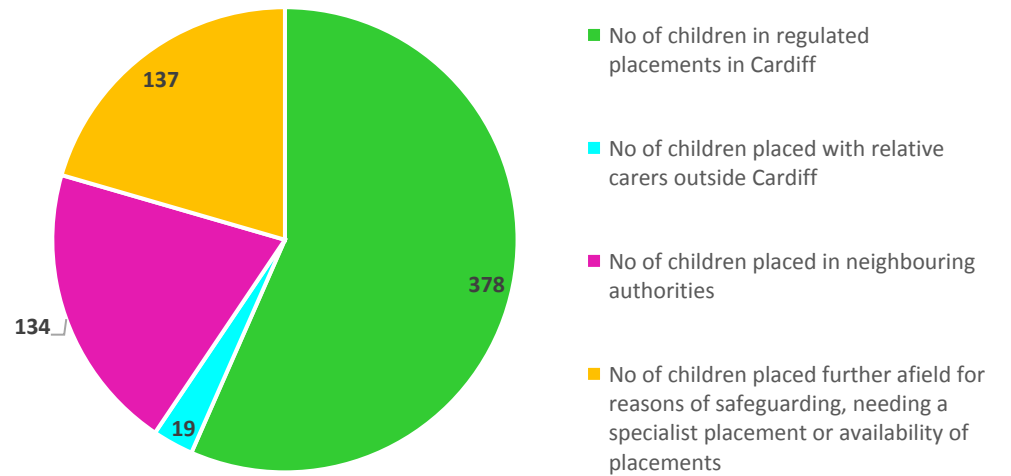


N.B. Quarter 4 2018/19 data is provisional

Percentage of children in regulated placements who are placed in Cardiff

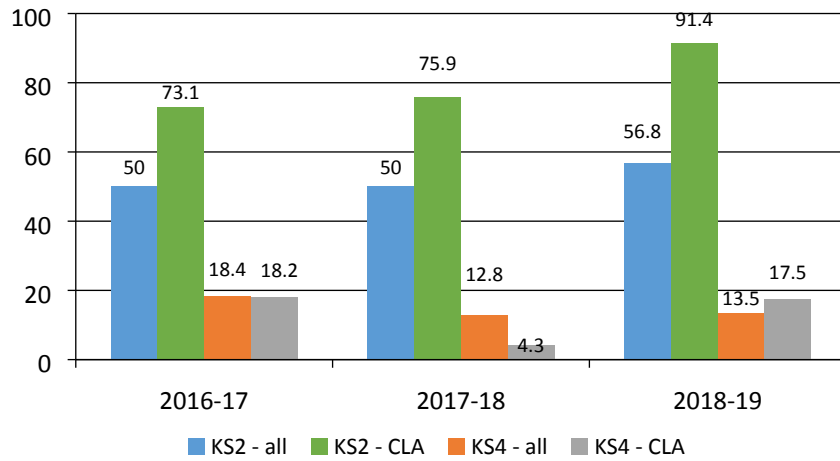


Breakdown of all children in regulated placements

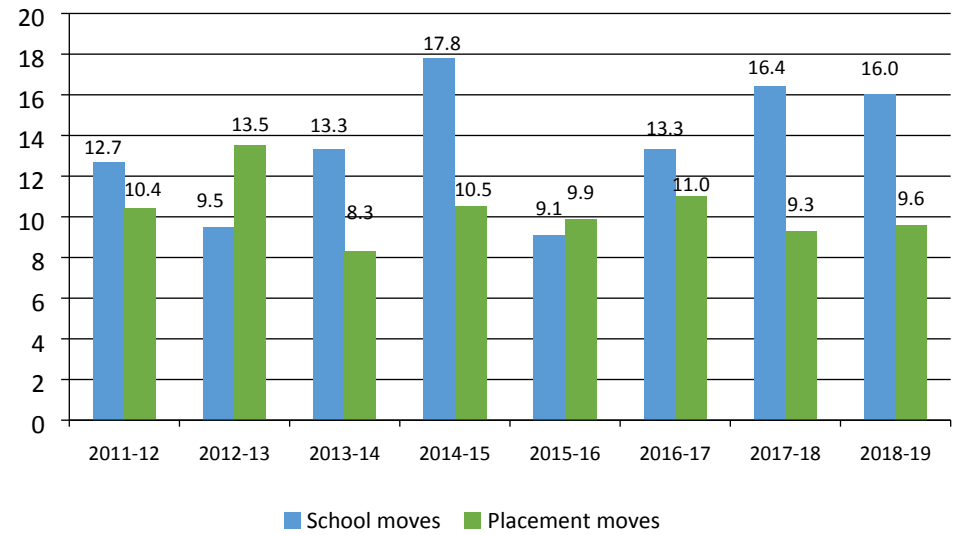


Education Achievement

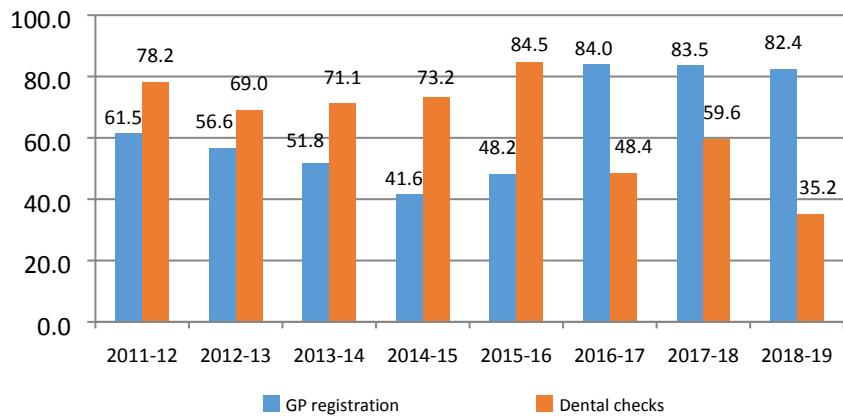
Key Stage Attainment - All Children Receiving Care & Support and Children Looked After



Placement and School Moves for Children Looked After



Health of Children Looked After – GP registration and dental checks



Care Leavers

